

MARCH-APRIL 2007

# oregon home

## period, with punch

A designer scales down yet keeps her style big with colorful walls, oddities and great antiques



# 19


tips for backyard makeovers

*J. Svensson*

*New York*

PERIODICALS

\*\*\*\*\*CAR-RT LOT\*\*C005 2554  
OREG  
890054 XXXX  
GERALD WIENS  
VERSATILE SASH WINDOWS & DOORS  
1420 SE WATER AVE  
PORTLAND OR 97214-3334



\$3.99

### PLUS!

SOLVING A MURAL MYSTERY IN GEARHART RETRO STYLE  
BATH REDO GREAT GARAGES SHOP MULTNOMAH VILLAGE

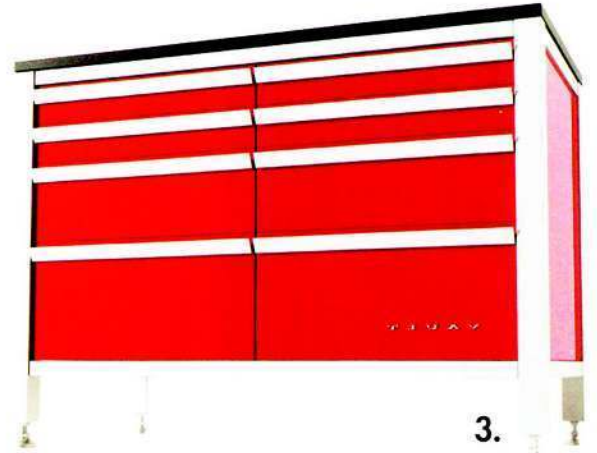
PERIODICAL



BY BETH OLSEN • LOCATION PHOTOGRAPHY BY REBECCA MACK

# house calls

3 families' fantastic solutions for reworking similar spaces!



## GREAT GARAGES


**1. FLOORING** Opt for the unexpected: Cover your concrete floors with colorful—and waterproof—acrylic coatings. These two finishes, from Beaverton, Ore.-based Specialty Coatings, won't scratch or peel, can be installed in a day and come with a 15-year warranty.

**2. AUTO-O-BILIA!** Create a focal point with a display case full of miniature models of your favorite car or plug in vintage neon signs that buzz your classic cars' logos.


**3. STORAGE** Deck your garage walls with sleek storage cabinets and chests—in a fun color that complements your garage or matches your car color—for tools, sporting goods or gear.

**4. STATEMENT-MAKING DOORS** Select a door made from timeless materials (wood, stainless steel), or one that opens in a novel way such as this sideways-sliding door.

Grey Blend and Brown Blend acrylic floor coatings: Specialty Coatings, Beaverton, Ore. (503-644-7500). Carriage-style sideways-sliding garage doors: Versatile Sash, Portland (503-238-6403). Double Workchest in Corsa Rosso: Vault, Beaverton, Ore. (866-828-5810).



FLOOR SAMPLES AND RED WORKCHEST: BRUCE WILSON; MODEL CARS: REBECCA MACK



before



## Vintage-looking Redo

**The problem:** Your 1929 home is stunning, but the detached garage behind it is falling to pieces.

**The solution:** Tear it down and build a brand new “period” garage. **The look:** Pure carriage house, with architectural details that speak of the 1920s.



"We wanted the garage door to replicate the X-pattern that appears on the front door of our house," says Tim.

Pulling up to Laurie and Tim DeJong's 1929 home, nestled among trees and manicured bushes in Portland's West Hills, you'd never guess that the garage, with its peaked roof and white carriage house-style doors, was built just a few years ago. And that's precisely what the DeJongs were aiming for when they tore down the original garage to its foundation and rebuilt it anew.

"The original garage was essentially condemned when we bought the house in 1999," says Laurie. "Because it was built into the hill, the soil and water pushed in the foundation. There were no doors on it, just big sheets of plywood blocking off the opening."

After a few years of parking their cars on the gravel street next to the structure, they decided it was time to build a functional, structurally sound garage. For design inspiration, they looked to the original garage—and to their house.

"We wanted the new garage to look as if it were a period building," says Tim. "We tried to match the original garage as much as we could. And we wanted the garage door to replicate the X-pattern that appears on the front door of our house."

Though a garage remodel sounds simple enough, the project ran into a few challenges along the way. The first snag

was the site itself: Though the DeJongs would've liked to build a bigger garage, they were limited to the existing footprint. "At one time, one family owned this whole street," says Tim. "A man lived in a big house up the street, and he sold this house and just the footprint of the garage to his sister. So the garage takes up the entire property—we have no setback at all."

In keeping with the size restrictions, the couple and their now-retired architect, D.W. Farriday, set about designing the structure. It was smooth sailing until it came time to design the garage doors. "We thought we'd have a garage door that would roll up and down like everyone else's," says Tim. "So when our contractor came back and said we couldn't get that kind of door and have the design and windows we wanted, we were disappointed. But then we saw the design for the sliding door and we got excited."


Versatile Sash built the custom five-door system, which Anderson Door and Window Mechanics Inc. installed. The glass-paned doors hinge together and slide sideways (see p. 117) on a curved track and tuck away against the interior wall of the garage.

"This is the first time we've done anything like this door," says Gordon Anderson, the owner of Anderson Door and Window Mechanics Inc. in Portland. "It was a challenge to get the last door panel to sit flush with the rest when the door was shut because of the curved track hardware. We mounted a second track and attached a skateboard roller to the door, which pulls the door into position. It was a fun and unique project."

The DeJongs are also pleased with how the carriage house-like building turned out. "The garage is really nice," says Tim. "And the door is so cool!"

*Contractor: Nate Parker, Parker Morris Construction, Wilsonville, Ore., 503-582-1633. Door manufacturer: Versatile Sash, Portland, 503-238-6403 or versatileash.com. Door installer: Anderson Door and Window Mechanics Inc., Portland, 503-246-6816 or e-mail gordonranderson@comcast.net.*

# paolo design group



Custom Homes  
Major Remodels  
Additions  
Kitchens & Baths  
Custom Furniture

1110 NW Marshall  
Portland, OR in the Pearl  
503-222-1757  
**paolo**designgroup.com

**LOTUS**  
Antiques & Arts

938 NW Everett, In The Pearl  
503.417.1888